

# SMART Board™ for Flat-Panel Displays

Interactive Overlay

**Touch** the screen to control your computer

**Write** in electronic ink

**Save** your work in various formats

**Attach** easily to your flat-panel display




## The perfect touch

The SMART Board for Flat-Panel Displays interactive overlay gives you touch control of your display. With it fastened securely to your display, you simply touch the overlay to control computer applications, give presentations and navigate Web sites – your finger becomes the mouse. To highlight information, just pick up a pen. You can write over any application or Web site and capture, save, edit and e-mail all your work.

You work with the same high-quality image you expect from your display. The overlay is powered by an innovative touch system that requires no layered screen. A touch-friendly surface protects your panel while retaining superior clarity.

The overlay makes the most of your display, turning it into a powerful tool for presenting and collaborating.



### Supported Flat-Panel Displays


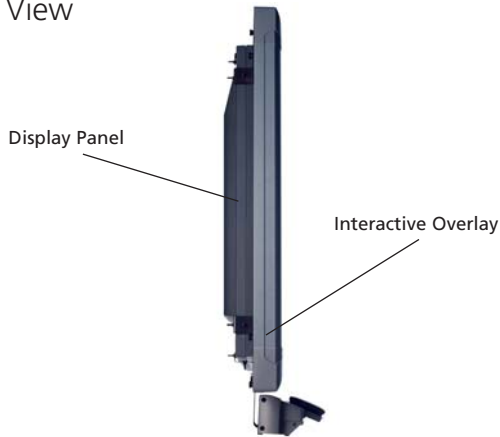
Available for a wide range of plasma and liquid crystal display panels. For an up-to-date list, visit

[www.smarttech.com/overlay/panels](http://www.smarttech.com/overlay/panels)

## Front View



## Side View



# Features

### Touch System

DViT™ (Digital Vision Touch) technology, developed by SMART (patents pending), lets you use your finger as a mouse and write on the screen – without any special tools. DViT technology uses cameras in the corners to track contact on the screen.

### SMART Pen Tray

Optical sensors automatically detect when a stylus or the eraser is selected, while buttons activate the on-screen keyboard and right mouse click. Whisper-tip™ styluses and eraser included.

### SMART Board Software

Control any computer application, write and edit notes, and save everything in a single file. Features include capturing your notes with Notebook™ software, recording audio and data as a synchronized file with SMART Recorder, handwriting recognition, and writing over top of moving or still video. Free upgrades are available. SMART Board software is available for various operating systems and in multiple languages (Windows operating systems only). Visit [www.smarttech.com/sbsoftware](http://www.smarttech.com/sbsoftware).

### Display Control Strip

Controls your display settings from the overlay (requires an available COM port).

- Sleep Mode blanks screen to prevent image burn-in.
- Input Source Select scrolls through video and image options.
- Display Mode scrolls through screen width options.
- Panel Control Menu accesses panel remote control options.

### Protective Surface

Touch-friendly surface reduces glare and protects your display.

## System Requirements

### Windows Operating Systems

Pentium® 150 MHz processor (Pentium II processor or later recommended)

48 MB of RAM (128 MB recommended)

Windows NT® 4.0 (SP-6), Windows 98 operating system or later

100 MB of free hard-disk space for complete installation

### Macintosh Computers

350 MHz processor

128 MB of RAM

Mac OS X operating system software v10.1 or later

25 MB of free hard-disk space for complete installation

**NOTE:** Other versions of SMART Board software are available for UNIX and Linux systems, as well as for earlier Windows and Macintosh operating systems.

[www.smarttech.com/overlay](http://www.smarttech.com/overlay)

### SMART Technologies Inc.

1207 – 11 Avenue SW, Suite 300  
Calgary, AB CANADA T3C 0M5  
Phone 403.245.0333 Fax 403.228.2500  
Toll free: 1.888.42.SMART  
E-mail: [info@smarttech.com](mailto:info@smarttech.com)



[www.PresentationStore.com](http://www.PresentationStore.com) Phone (212) 736-6350 / Fax (212) 736-6353

### Available exclusively from:

**Presentation Products, Inc.**  
500 West 37th Street  
New York, N.Y. 10018